

Course: IBPS PO Pre

Subject: : Practice Set

Time:10 Minutes

Published Date: 9th August 2020

Directions (1-10): निम्नलिखित संख्या श्रृंखला में प्रश्नवाचक चिह्न (?) के स्थान पर क्या मान आना चाहिए-

Q1. 586, 587, 586, 581, 570, ?, 522

- (a) 545
- (b) 543
- (c) 551
- (d) 557
- (e) 525

L1Difficulty 2

QTagsMISSING SERIES Quant

QCreator Deepak Rohilla

Q2. 64, 54, 69, 49, 74, 44, ?

- (a) 89
- (b) 69
- (c) 59
- (d) 99
- (e) 79

L1Difficulty 2

QTagsMISSING SERIES Quant

QCreator Deepak Rohilla

Q3. 4000, 2008, 1012, ?, 265, 140.5, 78.25

- (a) 506
- (b) 514
- (c) 520
- (d) 512
- (e) 540

L1Difficulty 2

QTagsMISSING SERIES Quant

QCreator Deepak Rohilla

Q4. 5, 5, 15, 75, ?, 4725, 51975

- (a) 520
- (b) 450
- (c) 525
- (d) 300
- (e) 560

L1Difficulty 2
QTagsMISSING SERIES Quant
QCreator Deepak Rohilla

Q5. 52, 26, 26, 39, 78, ?, 585

- (a) 195
- (b) 156
- (c) 234
- (d) 117
- (e) 136

L1Difficulty 2
QTagsMISSING SERIES Quant
QCreator Deepak Rohilla

Q6. 3, 12, 48, 192, 768, ?

- (a) 3132
- (b) 3072
- (c) 3060
- (d) 3020
- (e) 3200

L1Difficulty 2
QTagsMISSING SERIES Quant
QCreator Deepak Rohilla

Q7. 1, 6, 13, 24, 41, ?

- (a) 77
- (b) 62
- (c) 66
- (d) 64
- (e) 81

L1Difficulty 2
QTagsMISSING SERIES Quant
QCreator Deepak Rohilla

Q8. 2, 5, 16, 65, 326, ?

- (a) 1957
- (b) 1987
- (c) 1972
- (d) 1886
- (e) 1786

L1Difficulty 2
QTagsMISSING SERIES Quant
QCreator Deepak Rohilla

Q9. 49, 81, 121, 169, 225, 289, ?

- (a) 361

- (b) 441
- (c) 324
- (d) 625
- (e) 525

L1Difficulty 2

QTagsMISSING SERIES Quant

QCreator Deepak Rohilla

Q10. 1, 1, 1.5, 3, 7.5, ?

- (a) 26.5
- (b) 24.5
- (c) 20.5
- (d) 22.5
- (e) 21.5

L1Difficulty 2

QTagsMISSING SERIES Quant

QCreator Deepak Rohilla

Directions (11-15): निम्नलिखित प्रश्नों में प्रश्नवाचक चिन्ह (?) के स्थान पर क्या मान आना चाहिए-

Q11. 185% of 400 + 35% of 240 =? % of 1648

- (a) 85
- (b) 75
- (c) 125
- (d) 50
- (e) 55

L1Difficulty 2

QTagsSimplification

QCreator Deepak Rohilla

Q12. $\sqrt{24^4} + 224 = ? \times 20^2$

- (a) 20
- (b) 4
- (c) 2
- (d) 16
- (e) 24

L1Difficulty 2

QTagsSimplification

QCreator Deepak Rohilla

Q13. $2.8 \times 1.5 + 8\%$ of 250 =?

- (a) 24.2
- (b) 24.02
- (c) 242.2
- (d) 2.42

(e) 22.24
L1Difficulty 2
QTagsSimplification
QCreator Deepak Rohilla

Q14. 160% of 250 + ? = 120% of 400

- (a) 160
- (b) 40
- (c) 80
- (d) 120
- (e) 140

L1Difficulty 2
QTagsSimplification
QCreator Deepak Rohilla

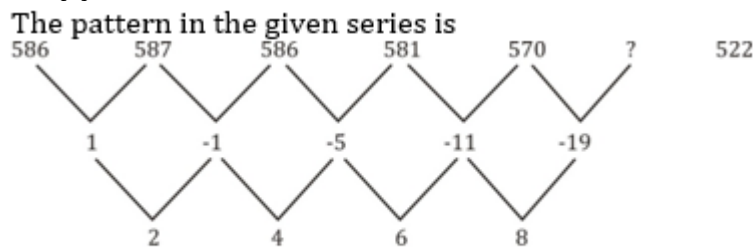
Q15. 65% of 780 + 78% of 650 = ?

- (a) 507
- (b) 1014
- (c) 1011
- (d) 817
- (e) 705

L1Difficulty 2
QTagsSimplification
QCreator Deepak Rohilla

Solutions

S1. Ans.(c)

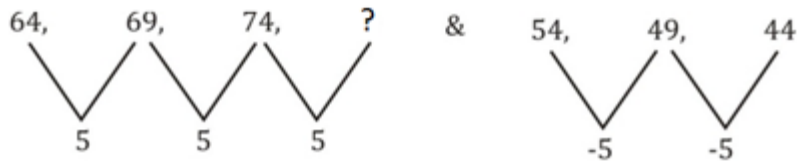


$$\therefore ? = 570 - 19$$

Sol. ? = 551

S2. Ans.(e)

There are two series in given question.



Sol. $\therefore ? = 79$

S3. Ans.(b)

The pattern is

$$\div 2 + 8, \div 2 + 8, \div 2 + 8,$$

$$\therefore ? = 1012 \div 2 + 8$$

Sol. $? = 514$

S4. Ans.(c)

The pattern is-

$$\times 1, \times 3, \times 5, \times 7, \times 9, \times 11, \dots$$

$$\therefore ? = 75 \times 7$$

Sol. $? = 525$

S5. Ans.(a)

The pattern in the series is-

$$\times \frac{1}{2}, \times 1, \times \frac{3}{2}, \times 2, \times \frac{5}{2}, \times 3$$

$$\therefore ? = 78 \times \frac{5}{2}$$

Sol. $? = 195$

S6. Ans.(b)

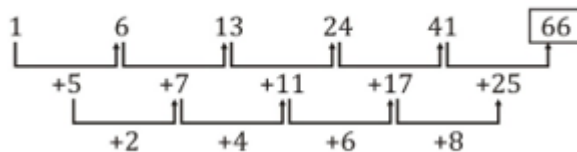
Series is $\times 4, \times 4, \times 4, \times 4, \times 4, \dots$

$$\therefore ? = 768 \times 4$$

Sol. $= 3072$

S7. Ans.(c)

Series is



Sol.

S8. Ans.(a)

Series is $\times 2+1, \times 3+1, \times 4+1, \times 5+1, \times 6+1 \dots$

$$\therefore ? = 326 \times 6 + 1$$

Sol. = 1957

S9. Ans.(a)

Series is $7^2, 9^2, 11^2, 13^2, 15^2, 17^2, 19^2$

$$\therefore ? = 19^2$$

$$= 361$$

Sol.

S10. Ans.(d)

Series is $\times 1, \times 1.5, \times 2, \times 2.5, \times 3 \dots$

$$\therefore ? = 7.5 \times 3$$

$$= 22.5$$

Sol.

S11. Ans.(d)

$$\frac{400 \times 185}{100} + \frac{240 \times 35}{100} = \frac{1648 \times ?}{100}$$

$$\Rightarrow 74000 + 8400 = 1648 \times ?$$

$$\therefore ? = \frac{82400}{1648} = 50$$

Sol.

S12. Ans.(c)

$$\sqrt{24^4 + 224} = ? \times 20^2$$

$$\Rightarrow 24 \times 24 + 224 = ? \times 20^2$$

$$\Rightarrow 800 = ? \times 400$$

$$\therefore ? = \frac{800}{400} = 2$$

Sol.

S13. Ans.(a)

$$? = 2.8 \times 1.5 + \frac{8 \times 250}{100}$$

$$= 4.2 + 20 = 24.2$$

Sol.

S14. Ans.(c)

$$\frac{160 \times 250}{100} + ? = \frac{120 \times 400}{100}$$

$$\Rightarrow 400 + ? = 480$$

$$\therefore ? = 480 - 400 = 80$$

Sol.

S15. Ans.(b)

$$? = \frac{65 \times 780}{100} + \frac{78 \times 650}{100}$$

$$= 507 + 507 = 1014$$

Sol.

