SBI Clerk Mains Quant Memory Based Paper (26 November 2026 Shift 1)

Q.1 The number of blankets sold by shop A is 40% more than the number of jackets sold by shop A. Shop C sells each blanket at Rs. 1,200 and each jacket at Rs. 1,500. Find the total revenue (in Rs.) earned by shop C from the sale of blankets and jackets together.

Study the pie charts carefully and answer the questions that follow. Pie chart 1 shows the percentage distribution of the total number of items (blankets + jackets) sold b five shops A, B, C, D and E. Pie chart 2 shows the percentage distribution of the number of jackets sold by these five shops. Note: Total number of items (blankets + jackets) sold by all five shops together = 6000. Each shop sells only blankets and jackets.

Test Prime By Adda247

ALL EXAMS, ONE SUBSCRIPTION

Test. Analyze. Improve. Repeat.

Don't just prepare. Perform.

Test Prime – built only for mock tests.



1,50,000+ Mock Tests

25,000+ Previous Year Papers

800+ Exam Covered

500% Refund on Selection

5 lakh+ Free Quizzes

Daily Free PDFs

Top Alerts Stay Updated

WHY TEST PRIME?

- Multilingual
- Strong and Weak Areas
- Detailed Solution
- All India Rankings

- Safe & Reliable
- Trusted by Lakhs of Aspirants
- Your Success, Our Mission

DOWNLOAD TEST PRIME

Your Success Partner!

GET IT ON Google Play

Download on the App Store

Test Prime

SUCCESS GALLERY!

MEET THE ACHIEVERS


Shreya, SBI PO


Sahil, SBI PO


Srijita, SBI PO


Vikram, IBPS PO


Neeti, IBPS PO


Arya, IBPS PO


Hasan, SSC CGL


Palak, SSC CGL


Priti, UP TGT


Aniket, Bihar Stet


Shaurya, NTPC


Sarita, CTET


Gourav, NTPC


Sanni, NTPC


Abhishek, CTET


Sapna, IBPS Clerk

THEY DID IT. YOU CAN TOO

READ THEIR STORIES !

Adda247
GET IT ON Google Play

% distribution of total items (blankets + jackets) sold by five shops

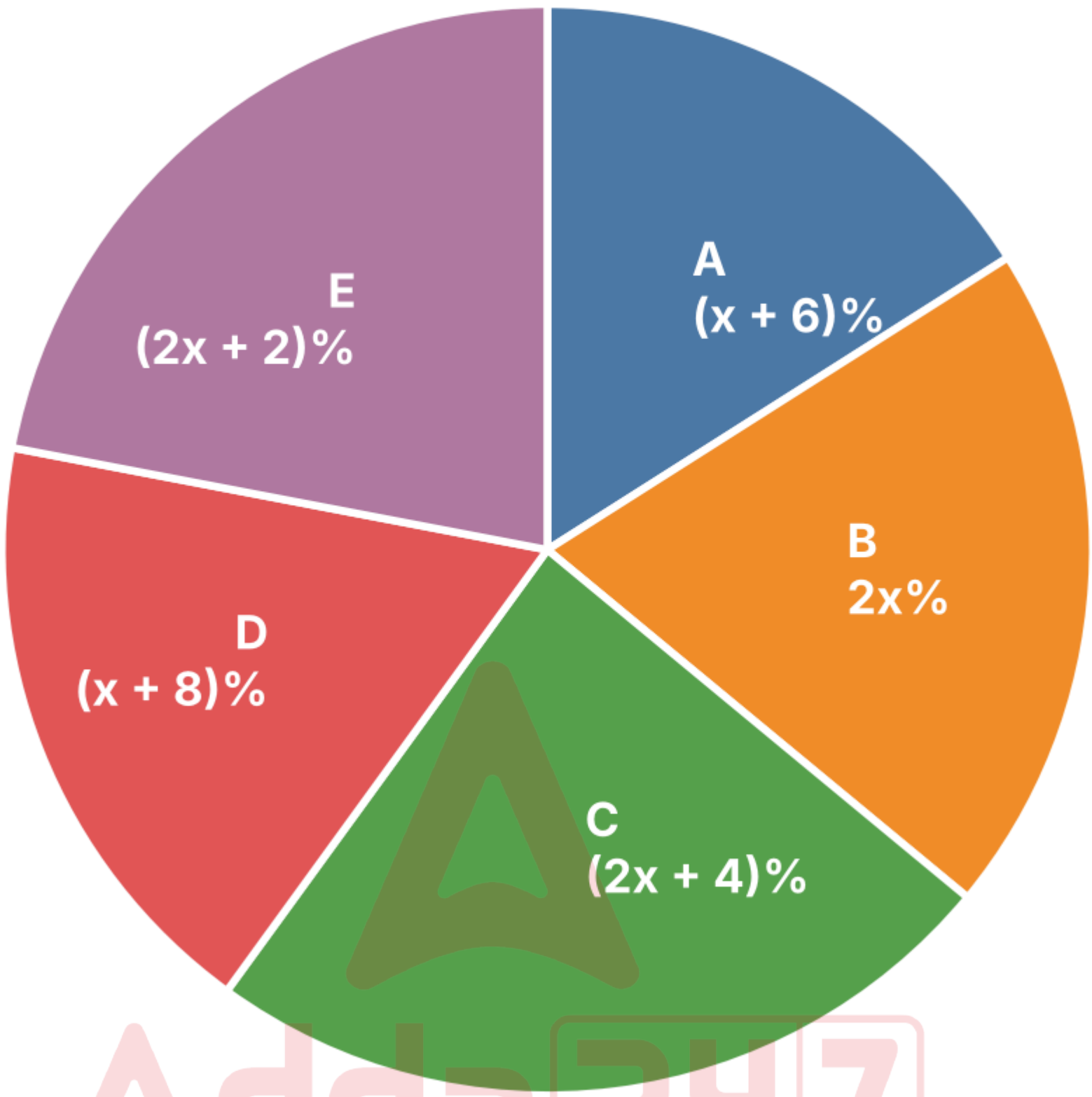

Adda247

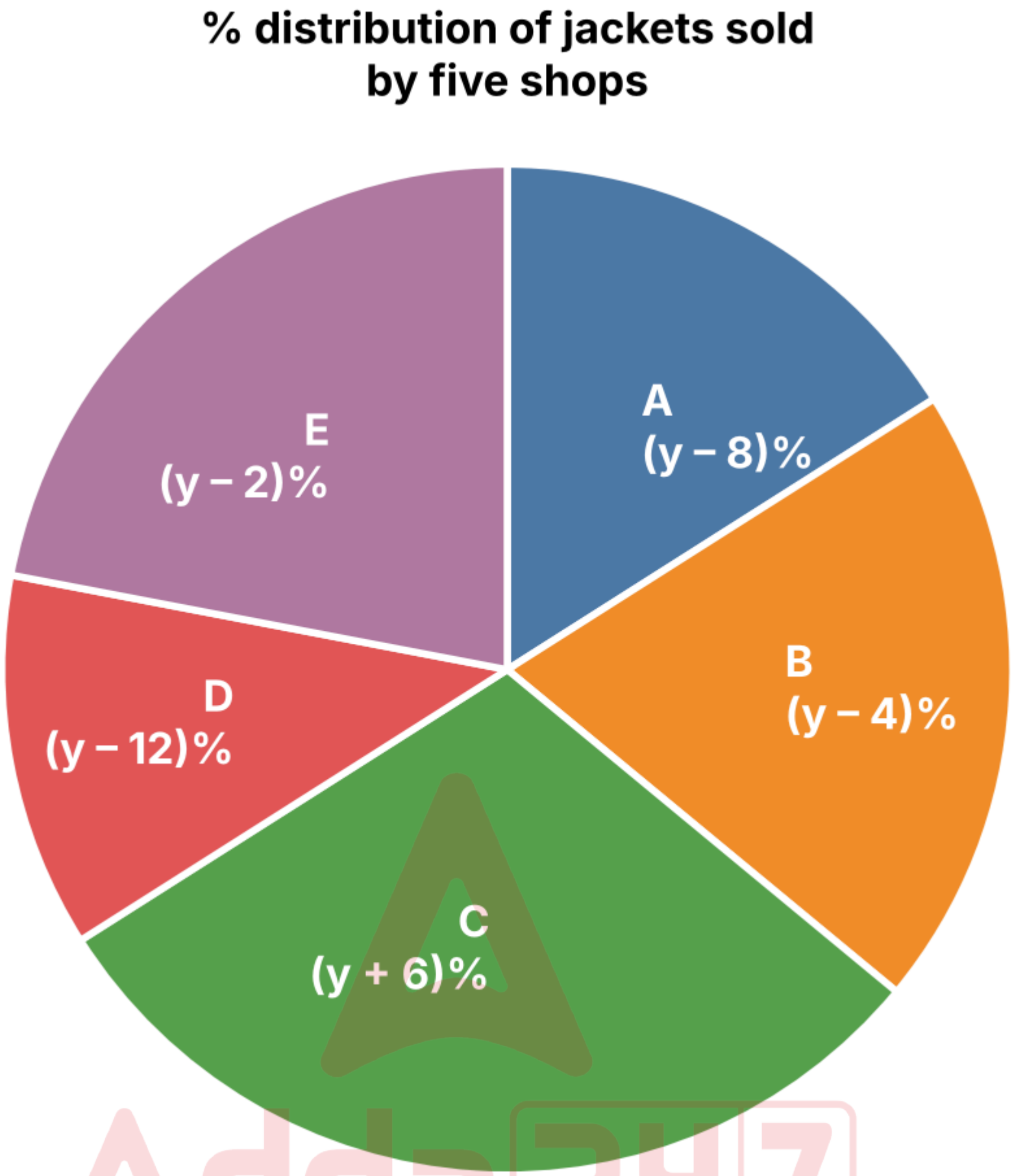

A. Rs. 19,53,000
B. Rs. 18,93,000
C. Rs. 20,13,000
D. Rs. 19,83,000
E. Rs. 18,63,000

Answer: A

Sol:

Pie 1: (x + 6) + 2x + (2x + 4) + (x + 8) + (2x + 2) = 100 → 8x + 20 = 100 → x = 10.
Pie 2: (y – 8) + (y – 4) + (y + 6) + (y – 12) + (y – 2) = 100 → 5y – 20 = 100 → y = 24.
Items sold by A = 16% of 6000 = 960. Let jackets of A = j, then blankets = 1.4j → 2.4j = 960 → j = 400.
Jackets of A = 16% of total jackets → total jackets = 400 × 100/16 = 2500.
Shop C: items = 24% of 6000 = 1440, jackets = 30% of 2500 = 750, blankets = 1440 – 750 = 690.
Revenue = 690 × 1200 + 750 × 1500 = 8,28,000 + 11,25,000 = Rs. 19,53,000.

Q.2 **The ratio of blankets to jackets sold by shop E is 7 : 5. Later, 20% of the jackets sold by shop B and 25% of the blankets sold by shop D were returned by customers. Find the total number of items (blankets + jackets) that remained sold by shops B and D together after the returns.**
Study the pie charts carefully and answer the questions that follow. Pie chart 1 shows the percentage distribution of the total number of items (blankets + jackets) sold b five shops A, B, C, D and E. Pie chart 2 shows the percentage distribution of the number of jackets sold by these five shops. Note: Total number of items (blankets + jackets) sold by all five shops together = 6000. Each shop sells only blankets and jackets.

Adda247
GET IT ON Google Play

% distribution of total items (blankets + jackets) sold by five shops

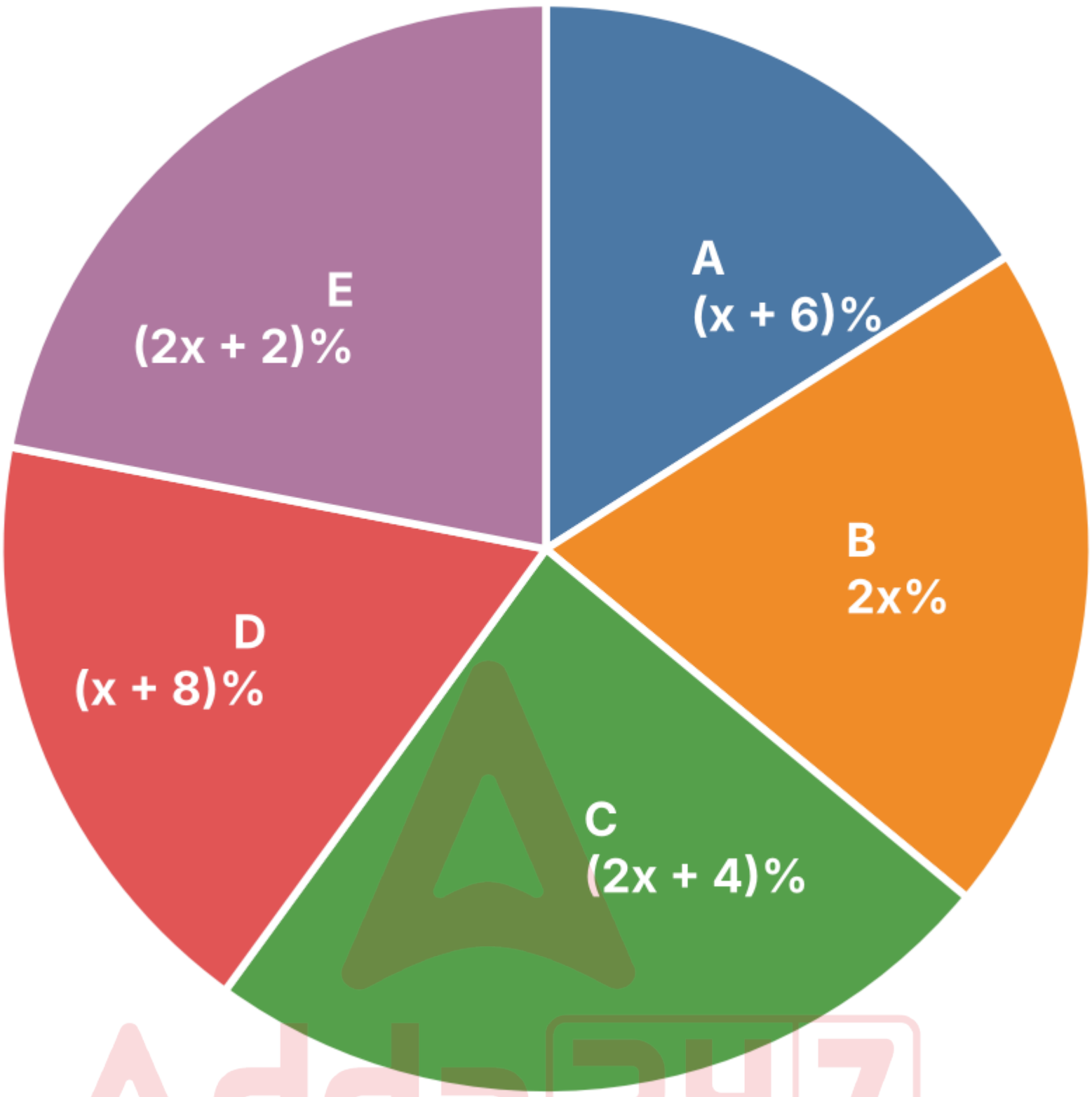

Adda247

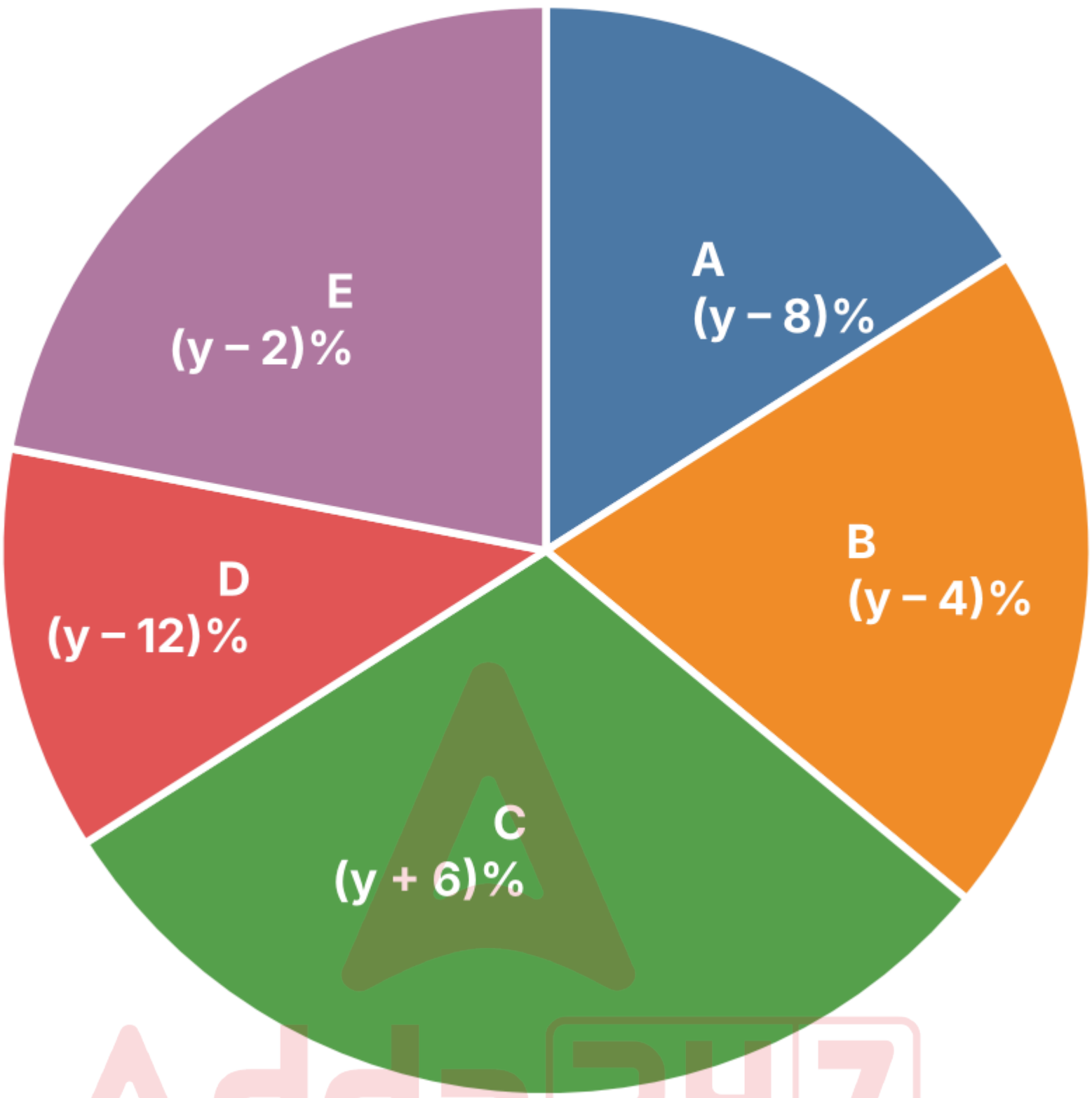

A. 1945
B. 1965
C. 2005
D. 1985
E. 2025

Answer: D

Sol:

Pie 1: (x + 6) + 2x + (2x + 4) + (x + 8) + (2x + 2) = 100 → 8x + 20 = 100 → x = 10.
Pie 2: (y – 8) + (y – 4) + (y + 6) + (y – 12) + (y – 2) = 100 → 5y – 20 = 100 → y = 24.
Items sold by E = 22% of 6000 = 1320. Jackets of E = 1320 × 5/12 = 550 = 22% of total jackets → total jackets = 2500.
Shop B: items = 1200, jackets = 20% of 2500 = 500 → returned = 20% of 500 = 100 → net = 1200 – 100 = 1100.
Shop D: items = 1080, jackets = 12% of 2500 = 300, blankets = 780 → returned = 25% of 780 = 195 → net = 1080 – 195 = 885.
Required total = 1100 + 885 = 1985.

Q.3 **Shop D sold 480 more blankets than jackets. Find the average number of blankets sold by shops B, C, D and E together is what percent more than the number of blanket sold by shop A.**
Study the pie charts carefully and answer the questions that follow. Pie chart 1 shows the percentage distribution of the total number of items (blankets + jackets) sold b five shops A, B, C, D and E. Pie chart 2 shows the percentage distribution of the number of jackets sold by these five shops. Note: Total number of items (blankets + jackets) sold by all five shops together = 6000. Each shop sells only blankets and jackets.

Adda247
GET IT ON Google Play

% distribution of total items (blankets + jackets) sold by five shops

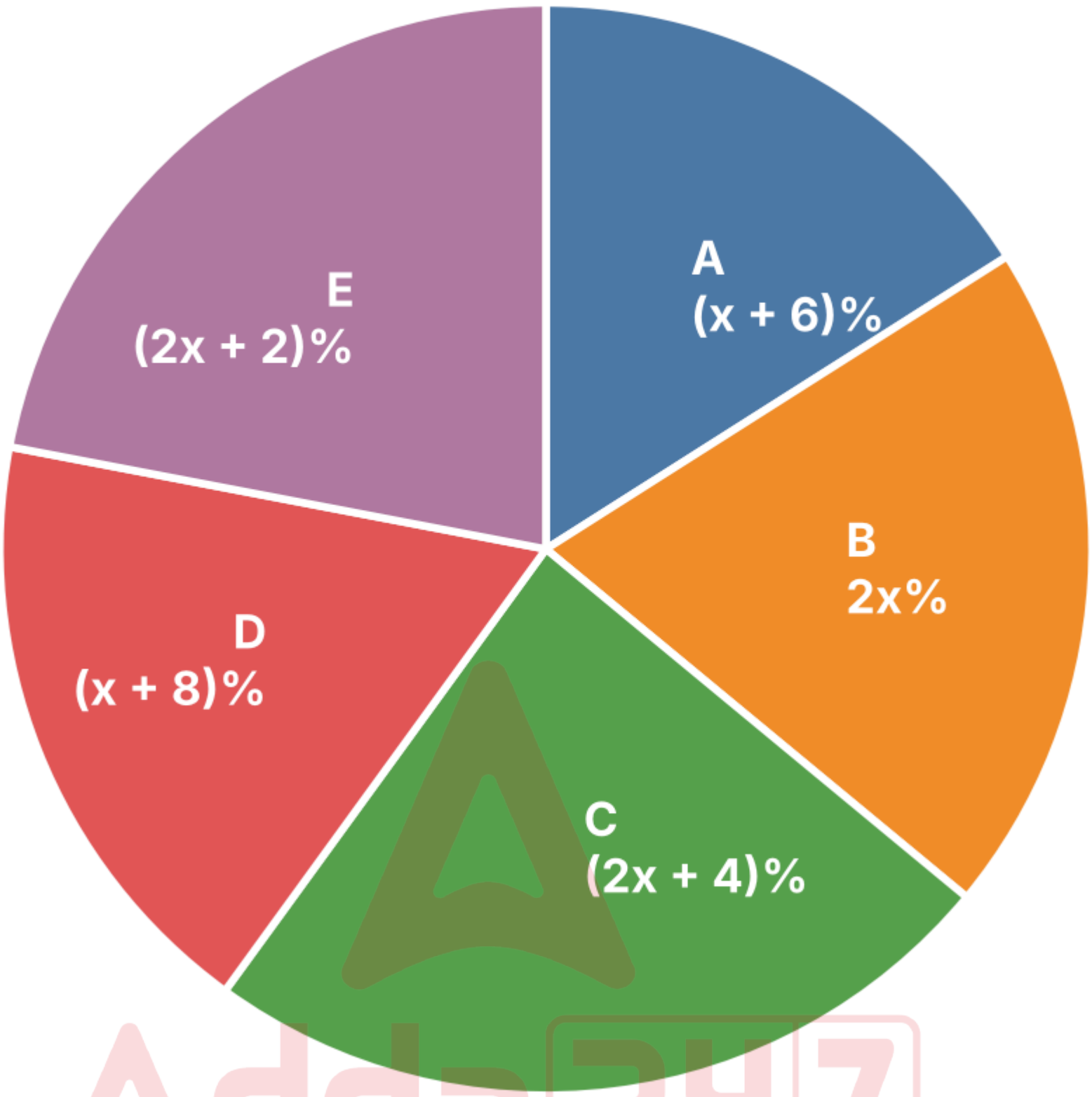

Adda247

Adda247
GET IT ON Google Play

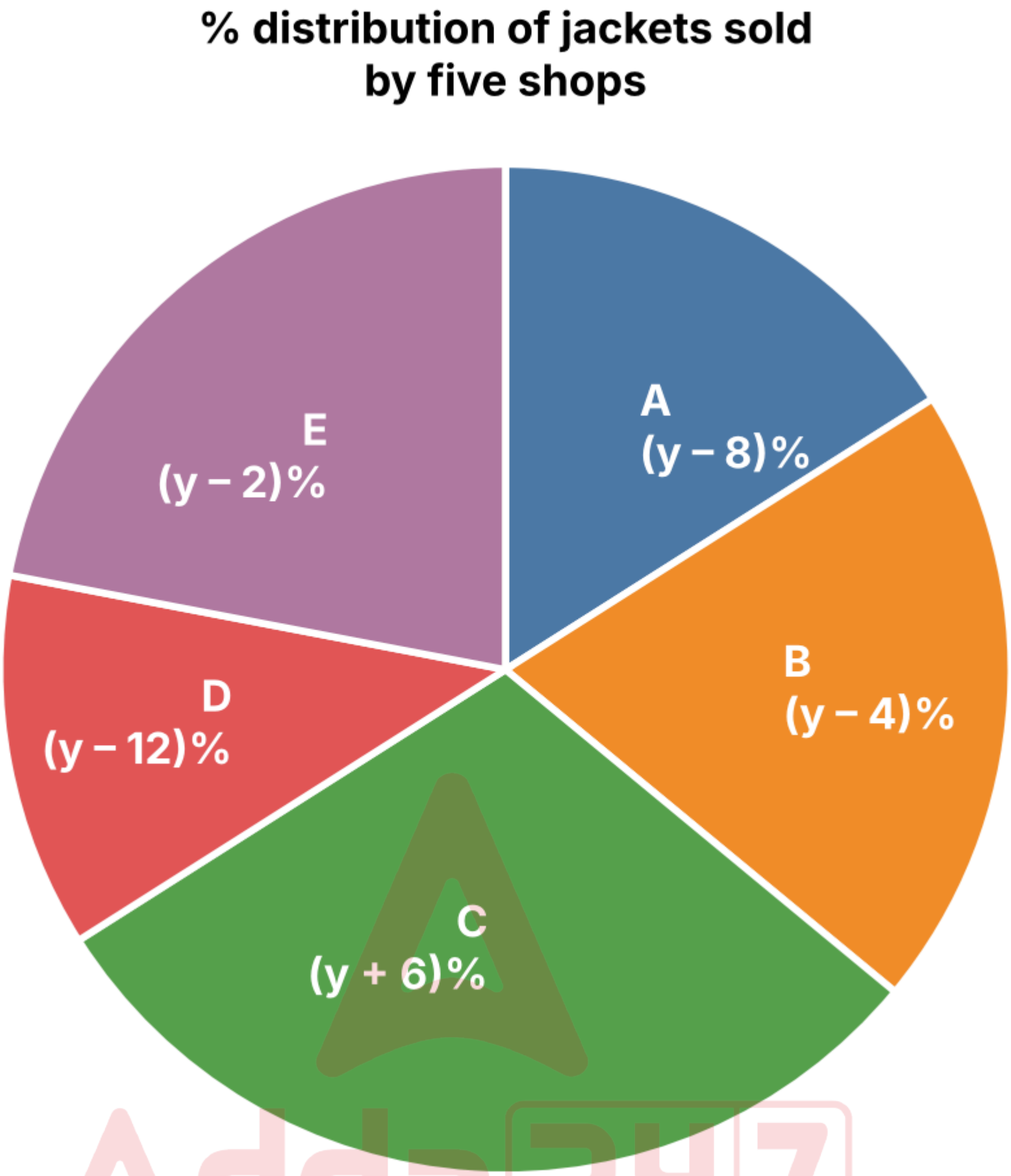

A. 28.75%
B. 31.25%
C. 30%
D. 32.5%
E. 33.75%

Answer: B

Sol:

Pie 1: (x + 6) + 2x + (2x + 4) + (x + 8) + (2x + 2) = 100 → 8x + 20 = 100 → x = 10.
Pie 2: (y – 8) + (y – 4) + (y + 6) + (y – 12) + (y – 2) = 100 → 5y – 20 = 100 → y = 24.
Items sold by D = 18% of 6000 = 1080. Blankets + jackets = 1080 and blankets – jackets = 480 → jackets of D = 300.
Jackets of D = 12% of total jackets → total jackets = 300 × 100/12 = 2500.
Blankets: A = 960 – 400 = 560, B = 1200 – 500 = 700, C = 1440 – 750 = 690, D = 780, E = 1320 – 550 = 770.
Average of B, C, D, E = (700 + 690 + 780 + 770)/4 = 2940/4 = 735.
Required % = (735 – 560)/560 × 100 = 175/560 × 100 = 31.25%.

Q.4 **The total number of blankets sold by all five shops together is 40% more than the total number of jackets sold by them. Shop C sold each blanket at a profit of 25% on a cost price of Rs. 800 and each jacket at a loss of 10% on a cost price of Rs. 1,200. Find the net profit (in Rs.) earned by shop C.**
Study the pie charts carefully and answer the questions that follow. Pie chart 1 shows the percentage distribution of the total number of items (blankets + jackets) sold b five shops A, B, C, D and E. Pie chart 2 shows the percentage distribution of the number of jackets sold by these five shops. Note: Total number of items (blankets + jackets) sold by all five shops together = 6000. Each shop sells only blankets and jackets.

Adda247
GET IT ON Google Play

% distribution of total items (blankets + jackets) sold by five shops

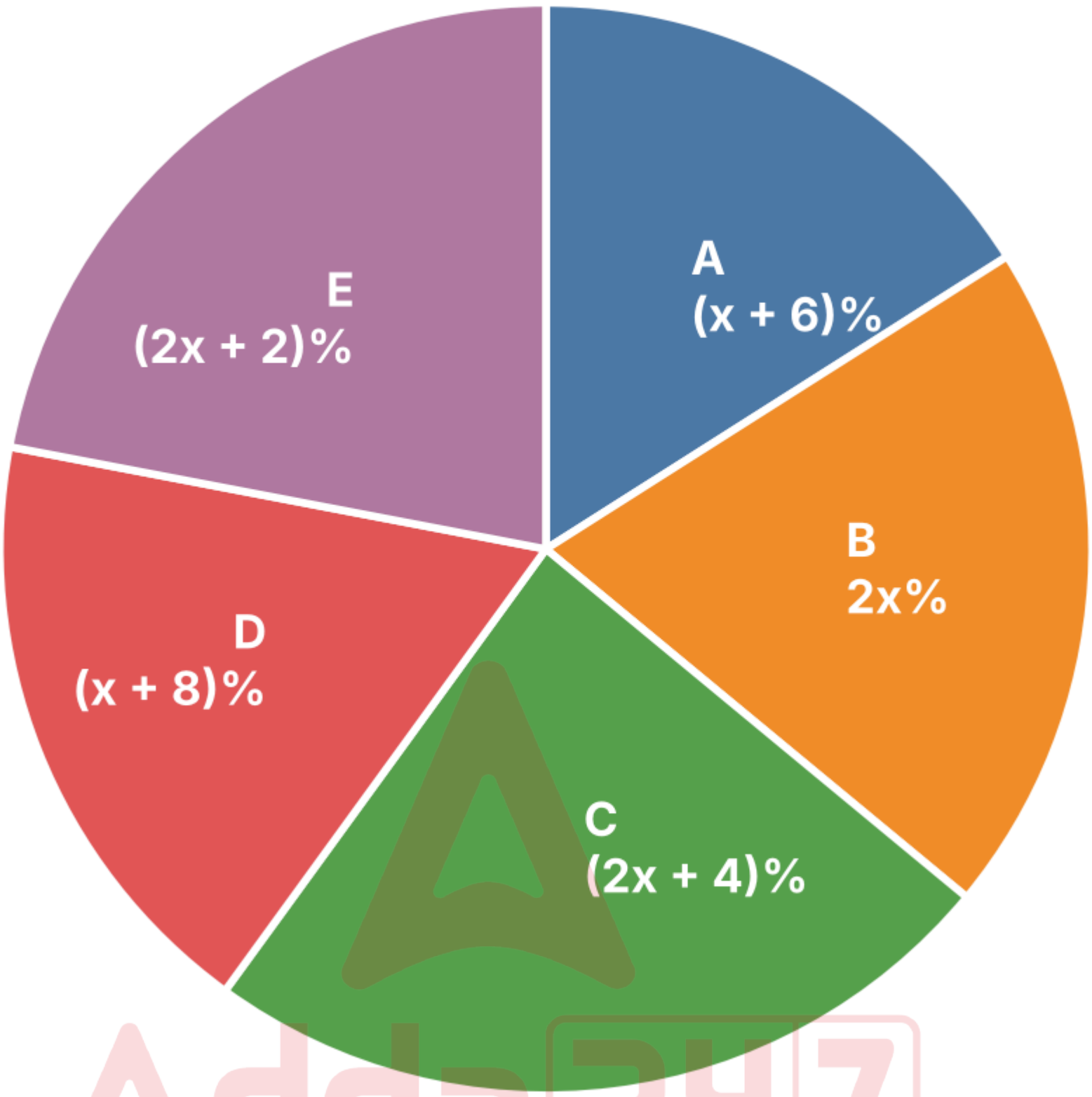

Adda247

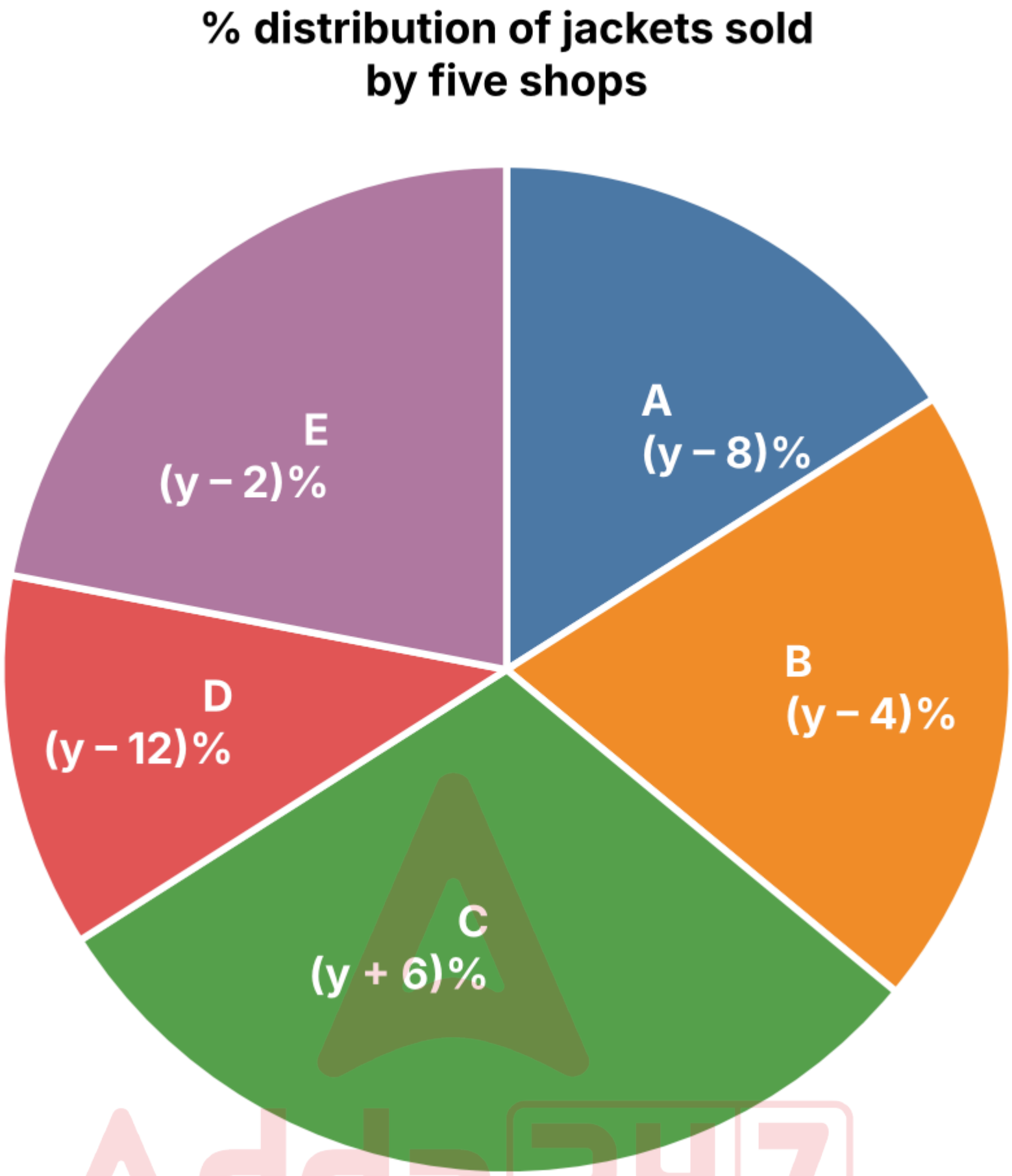

A. Rs. 42,000
B. Rs. 45,000
C. Rs. 51,000
D. Rs. 54,000
E. Rs. 48,000

Answer: E

Sol:

Pie 1: (x + 6) + 2x + (2x + 4) + (x + 8) + (2x + 2) = 100 → 8x + 20 = 100 → x = 10.
Pie 2: (y – 8) + (y – 4) + (y + 6) + (y – 12) + (y – 2) = 100 → 5y – 20 = 100 → y = 24.
Let total jackets = J, then total blankets = 1.4J → 2.4J = 6000 → J = 2500.
Shop C: jackets = 30% of 2500 = 750, blankets = 1440 – 750 = 690.
Profit on blankets = 690 × 25% of 800 = 690 × 200 = Rs. 1,38,000.
Loss on jackets = 750 × 10% of 1200 = 750 × 120 = Rs. 90,000.
Net profit = 1,38,000 – 90,000 = Rs. 48,000.

Q.5 **Shop E sold 220 more blankets than jackets. Next month, shop C increases its jacket sales by 20% and blanket sales by 10%, while shop D increases its jacket sales by 50% and blanket sales by 15%. Find the difference between the total items sold by shops C and D next month.**
Study the pie charts carefully and answer the questions that follow. Pie chart 1 shows the percentage distribution of the total number of items (blankets + jackets) sold b five shops A, B, C, D and E. Pie chart 2 shows the percentage distribution of the number of jackets sold by these five shops. Note: Total number of items (blankets + jackets) sold by all five shops together = 6000. Each shop sells only blankets and jackets.

Adda247
GET IT ON Google Play

% distribution of total items (blankets + jackets) sold by five shops

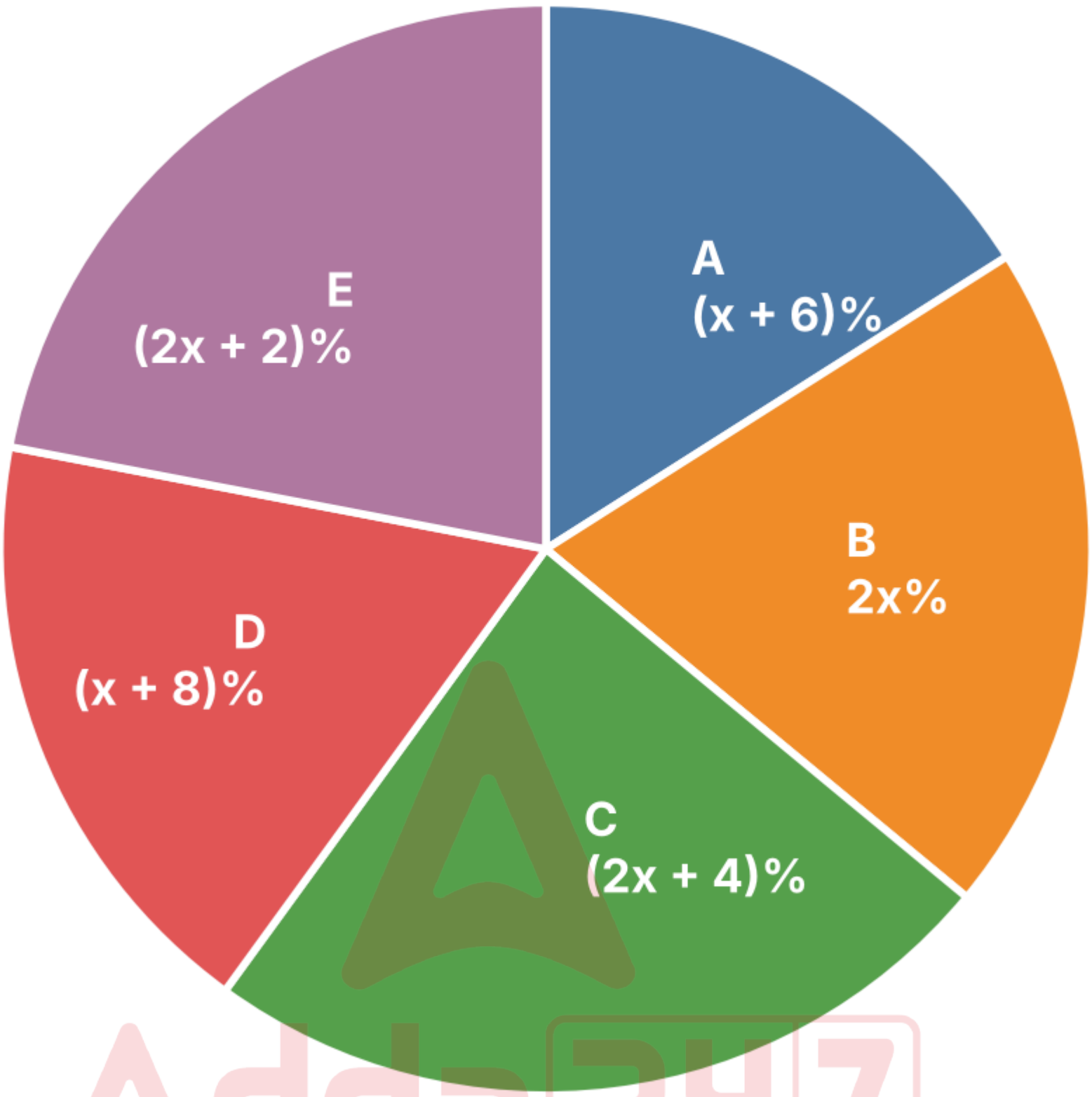

Adda247

Test Prime By Adda247

PREVIOUS YEAR PAPERS PDF

PRACTICE MORE, SCORE HIGHER!

PDF

Free 25,000+ PDF's

High-Quality | Exam-Wise | Updated Regularly

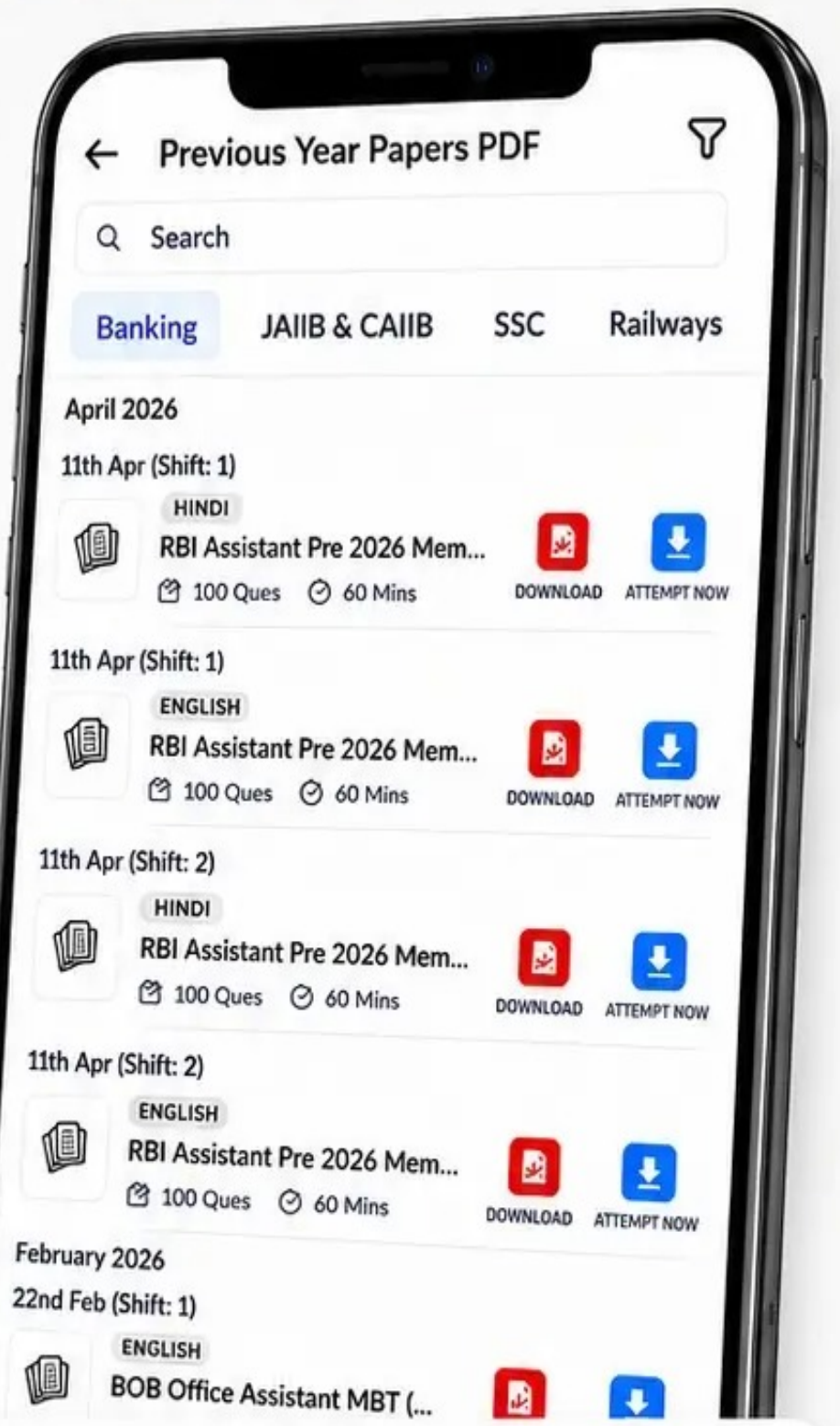

ATTEMPT AS MOCK

Turn PDFs into real exam experience.

Analyze. Improve. Succeed.

- Topic-wise & Exam-wise PDFs
- Download & Study Offline
- Attempt as Mock & Track Score
- Smart Analysis & Performance

AVAILABLE IN

Banking | SSC | Railway | Teaching | UGC | Agriculture | Nursing

Bihar | UP | Punjab | WB | Odisha | TN | AP & Telangana | Haryana

DOWNLOAD TEST PRIME

Test Prime

SUCCESS GALLERY!

MEET THE ACHIEVERS


Kunal, RRB JE


Shivam, UPSSSC AGTA


Priya, ANM


KHALILUR, LDA


Manoj , PWD


Atin, JENPAS


Shatarupa, OPSC


Arpita, JENPAS


Shital, SSC JE (Mech)


Nancy, UGC NET


Atul, SSC JE (ELCT)


Rahul, SSC JE (CIVIL)


Anand, SSC JE (ELCT)


Mohan, SSC JE (ELCT)


Saurabh, UGC NET


Ved, SSC JE (Mech)

THEY DID IT. YOU CAN TOO

READ THEIR STORIES !

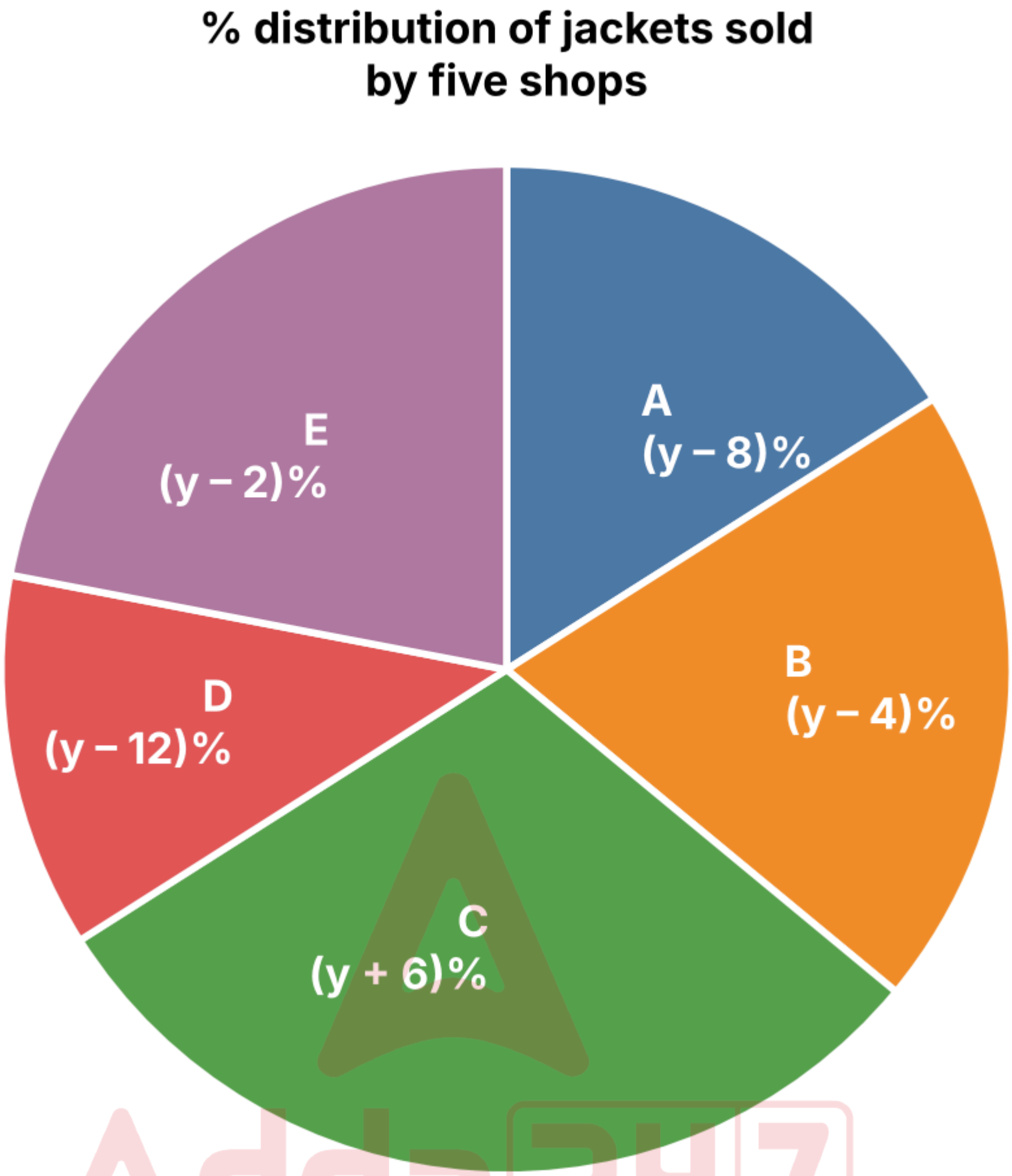

A. 288
B. 300
C. 312
D. 324
E. 336

Answer: C

Sol:

Pie 1: (x + 6) + 2x + (2x + 4) + (x + 8) + (2x + 2) = 100 → 8x + 20 = 100 → x = 10.
Pie 2: (y – 8) + (y – 4) + (y + 6) + (y – 12) + (y – 2) = 100 → 5y – 20 = 100 → y = 24.
x = 10 and y = 24.
Items sold by E = 22% of 6000 = 1320. Blankets + jackets = 1320 and blankets – jackets = 220 → jackets of E = 550 = 22% of total jackets → total jackets = 2500.
Shop C: jackets = 750, blankets = 690 → next month = 750 × 1.2 + 690 × 1.1 = 900 + 759 = 1659.
Shop D: jackets = 300, blankets = 780 → next month = 300 × 1.5 + 780 × 1.15 = 450 + 897 = 1347.
Required difference = 1659 – 1347 = 312.